

# West Scioto

The West Scioto area is bound by Davidson Road and Scioto River to the east, and I-70 and I-270 to the south and west, respectively. The area is home to an estimated 22,600 people, with approximately 7.6% being children under the age of six. Of these, 29% are living in households below 125% of the Federal Poverty Level—only marginally less than the countywide estimate of 30%.

The availability of proximal and affordable child care is critical to the local economy as it enables parents and caregivers to work or further their education. The potential demand for child care exceeds the area supply. For children under age six, after adjusting for parental labor force status, West Scioto's demand to supply ratio of 2.9 to 1 is above the Franklin County ratio of 2.1 to 1.

The average weekly costs of center-based child care in West Scioto are some of the highest in the county, and of the six child care centers, only one is accredited or quality rated. For children under age six, West Scioto has the county's highest ratio of demand to supply for this type of care, at 16.6 to 1.



## Potential demand for child care compared to area supply

Age level	Children	Slots	Child to slot ratio	County ratio
Infants*	495	61	8.1	5.2
Toddlers*	438	108	4.1	3.0
Preschoolers*	791	187	4.2	2.8
School-age**	1,574	333	4.7	5.7
Under age 6***	1,723	371	4.6	3.1
Under age 6 labor force adj.	1,078	371	2.9	2.1

\*Center-based slots \*\*Center and after school provider slots

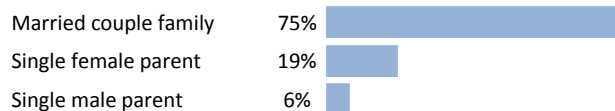
\*\*\*Center and family child care (FCC) slots, with 3 slots per FCC provider



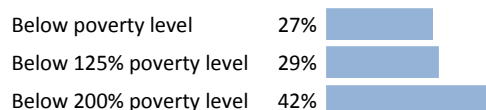
## Characteristics of young children in the area

100%

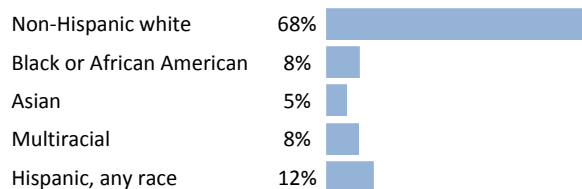
### Family type for children under age 6



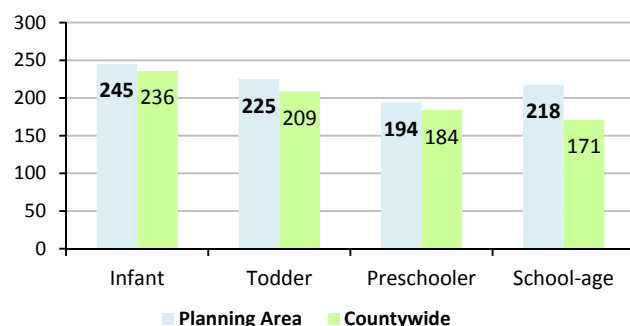
### Household income for children under age 6



### Race/ethnicity for children under age 5




## Average weekly cost of center-based child care (in \$)




## Population trend and household projection

### Children under age 6, 2000-2010



### Households, 2010-2020



### Data sources and notes

Capacity data in this brief refer to child care providers registered with Action for Children or certified through Franklin County Job and Family Services.

- Action for Children NACCRRRA database – capacity (August 2011) and slot-weighted average cost for center-based full-day, full-week care (2010)
- U.S. Census 2010 – potential demand by age level, family type, and race/ethnicity
- American Community Survey, 2005-2009 – income and parental labor force adjustment factor (children assumed in need of care only if all present parents in labor force)
- MORPC – household projections, 2010-2035 (extrapolated for 2020 by CRP)
- Ohio Department of Education – active public and private elementary schools (2012)

## Providers in the area by accreditation or quality rating

Provider type	Total	Accredited or quality rated	2 or 3 stars in Step Up to Quality
Centers	6	1	0
Accept infants	5	1	0
Accept toddlers	6	1	0
Accept preschoolers	5	1	0
Accept school-age	5	1	0
Preschools	2	0	0
After school providers	3	0	0
Family child care	5	0	0

## Elementary schools and child care centers in the area

Type	Name	District
School	Columbus Preparatory Academy	Charter School
School	North Franklin	South-Western City
School	Ridgewood	Hilliard City
School	St Brendan	Nonpublic School
Center	Easter Seals Central and S.E. Ohio	
Center	Ecole Maison Enrichment Center	
Center	Hilliard CDCFC Early Head Start	
Center	Kinder Care Learning Center - Ridgemill #634	
Center	La Petite Academy - Hilliard	
Center	The Mary Evans Child Development Center	

This list reflects child care centers as of August 2011 and elementary schools as of March 2012. Elementary schools are included here as a reference for the community and are not a component of the supply and demand analysis.

**Action for Children is the source for child care and early learning services in central Ohio.**

A private, not-for-profit organization founded in 1972 and headquartered in Columbus, Action for Children works to provide parents, child care professionals, employers, and community stakeholders with information, referrals, resources and development opportunities.

This information was made possible through the generous support of The Columbus Foundation.

The full report by Community Research Partners and additional profiles are available at [www.actionforchildren.org](http://www.actionforchildren.org)