

# Southeast

The Southeast area is bound by State Route 33 to the south, Alum Creek and Blacklick Trail to the west and the county border to the north and east. It is home to 15,500 people, with 12.4% under age six. Among these children, 24% are living in households below 125% of the Federal Poverty Level. The population under age six grew by 153% from 2000 to 2010, leading Franklin County. The area is anticipated to experience high growth in both households and jobs from 2010 to 2020.

The availability of child care is critical to the local economy as it enables parents and caregivers to work or further their education. The potential demand for child care exceeds the area supply. For children under age six, after adjusting for parental labor force status, Southeast's potential demand to supply ratio of 5.1 to 1 is the second highest in the county.

The area also has the highest ratio of school-age demand to supply. There are three child care centers in the area, one of which is quality rated or accredited. For children under age six, this results in a demand to supply ratio of 11.5 to 1 for this type of care. There are four areas in the county to have a ratio exceeding 11 to 1.

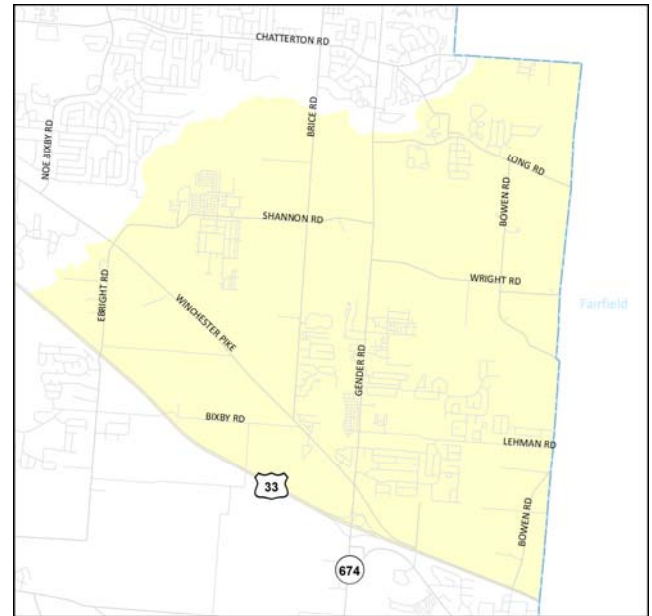


## Potential demand for child care compared to area supply

Age level	Children	Slots	Child to slot ratio	County ratio
Infants*	459	31	<b>14.8</b>	5.2
Toddlers*	517	42	<b>12.3</b>	3.0
Preschoolers*	947	180	<b>5.3</b>	2.8
School-age**	1,917	71	<b>27.0</b>	5.7
Under age 6***	1,923	271	<b>7.1</b>	3.1
Under age 6 labor force adj.	1,377	271	<b>5.1</b>	2.1

\*Center-based slots \*\*Center and after school provider slots

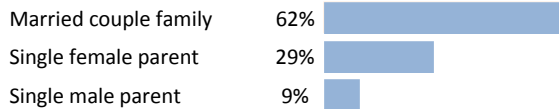
\*\*\*Center and family child care (FCC) slots, with 3 slots per FCC provider



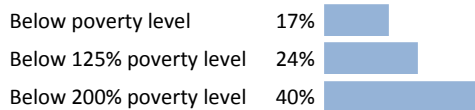
## Characteristics of young children in the area

100%

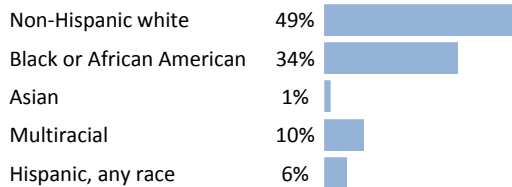
### Family type for children under age 6



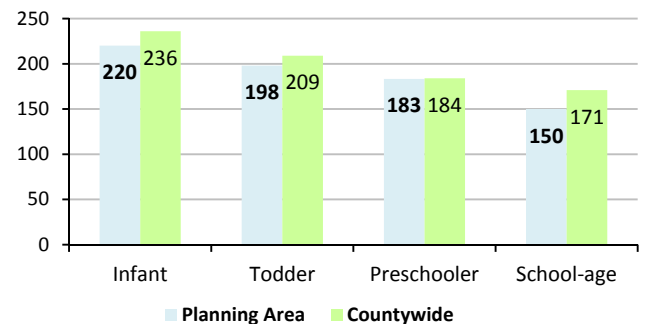
### Household income for children under age 6



### Race/ethnicity for children under age 5




## Average weekly cost of center-based child care (in \$)

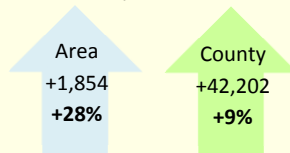


## Population trend and household projection

### Children under age 6, 2000-2010



### Households, 2010-2020



### Data sources and notes

Capacity data in this brief refer to child care providers registered with Action for Children or certified through Franklin County Job and Family Services.

- Action for Children NACCRRRA database – capacity (August 2011) and slot-weighted average cost for center-based full-day, full-week care (2010)
- U.S. Census 2010 – potential demand by age level, family type, and race/ethnicity
- American Community Survey, 2005-2009 – income and parental labor force adjustment factor (children assumed in need of care only if all present parents in labor force)
- MORPC – household projections, 2010-2035 (extrapolated for 2020 by CRP)
- Ohio Department of Education – active public and private elementary schools (2012)

## Providers in the area by accreditation or quality rating

Provider type	Total	Accredited or quality rated	2 or 3 stars in Step Up to Quality
Centers	3	1	1
Accept infants	2	0	0
Accept toddlers	2	0	0
Accept preschoolers	3	1	1
Accept school-age	2	0	0
Preschools	0	0	0
After school providers	0	0	
Family child care	6	0	

## Elementary schools and child care centers in the area

Type	Name	District
Center	Coleeta Day Care	
Center	Dayspring Child Care Center	
Center	YMCA Jerry L Garver Child Care Program	

No elementary schools in the Southeast Planning Area

This list reflects child care centers as of August 2011 and elementary schools as of March 2012. Elementary schools are included here as a reference for the community and are not a component of the supply and demand analysis.

**Action for Children is the source for child care and early learning services in central Ohio.**

A private, not-for-profit organization founded in 1972 and headquartered in Columbus, Action for Children works to provide parents, child care professionals, employers, and community stakeholders with information, referrals, resources and development opportunities.

This information was made possible through the generous support of The Columbus Foundation.

The full report by Community Research Partners and additional profiles are available at [www.actionforchildren.org](http://www.actionforchildren.org)