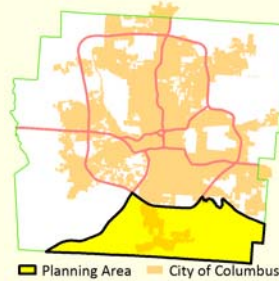


Rickenbacker

The Rickenbacker area is in the south and east portion of the county. It is bound by I-270, Alum Creek/Blacklick Trail & State Route 33 to the north, I-71 to the west and the Franklin County border to the south and east. The area is home to 36,100 people. It is estimated that 7.4% of the population are children under age six. Among these children, 14% are living in households below 125% of the Federal Poverty Level—less than half the countywide rate of 30%. Rickenbacker is projected to have the second highest amount of household growth in the county through 2020.

The availability child care is critical to the local economy as it enables parents and caregivers to work further their education. The potential demand for child care exceeds the area supply. After adjusting for parental labor force status, Rickenbacker's ratio of 2 to 1 of potential demand to supply for children under age six is marginally less than the countywide ratio of 2.1 to 1.

Rickenbacker has ten child care centers, and the area's average weekly costs for care are lower than the county averages. Rickenbacker and Greenlawn/Frank Road are the only two areas with no accredited or quality rated centers.

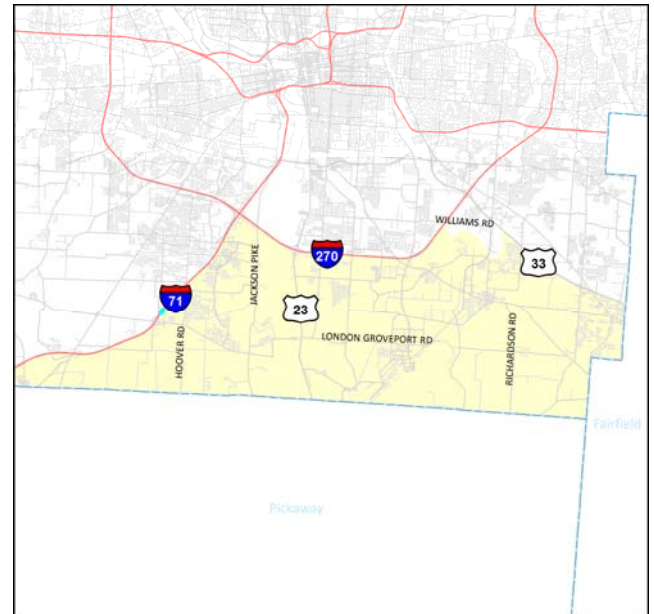


Potential demand for child care compared to area supply

Age level	Children	Slots	Child to slot ratio	County ratio
Infants*	675	106	6.4	5.2
Toddlers*	649	199	3.3	3.0
Preschoolers*	1,346	653	2.1	2.8
School-age**	3,679	743	5.0	5.7
Under age 6***	2,669	973	2.7	3.1
Under age 6 labor force adj.	1,920	973	2.0	2.1

*Center-based slots **Center and after school provider slots

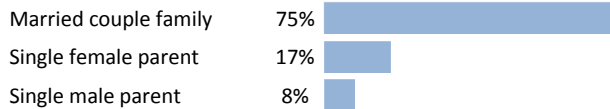
***Center and family child care (FCC) slots, with 3 slots per FCC provider



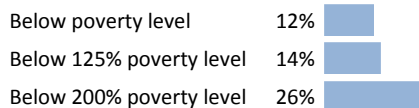
Characteristics of young children in the area

100%

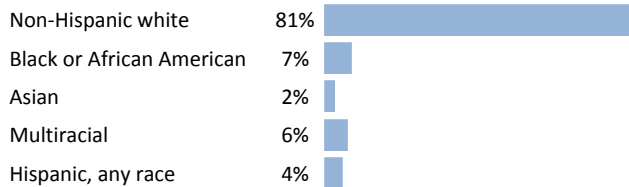
Family type for children under age 6



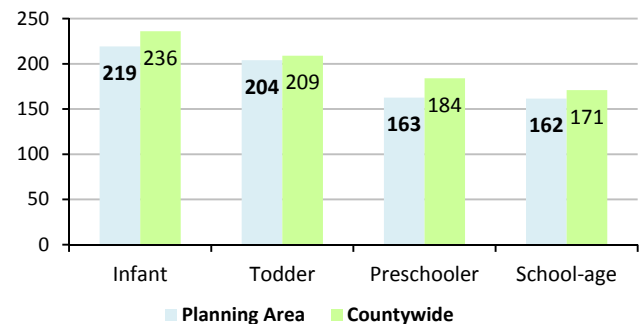
Household income for children under age 6



Race/ethnicity for children under age 5




Average weekly cost of center-based child care (in \$)

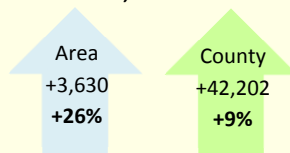


Population trend and household projection

Children under age 6, 2000-2010



Households, 2010-2020



Data sources and notes

Capacity data in this brief refer to child care providers registered with Action for Children or certified through Franklin County Job and Family Services.

- Action for Children NACCRRRA database – capacity (August 2011) and slot-weighted average cost for center-based full-day, full-week care (2010)
- U.S. Census 2010 – potential demand by age level, family type, and race/ethnicity
- American Community Survey, 2005-2009 – income and parental labor force adjustment factor (children assumed in need of care only if all present parents in labor force)
- MORPC – household projections, 2010-2035 (extrapolated for 2020 by CRP)
- Ohio Department of Education – active public and private elementary schools (2012)

Providers in the area by accreditation or quality rating

Provider type	Total	Accredited or quality rated	2 or 3 stars in Step Up to Quality
Centers	10	0	0
Accept infants	7	0	0
Accept toddlers	8	0	0
Accept preschoolers	10	0	0
Accept school-age	8	0	0
Preschools	6	2	0
After school providers	9	0	
Family child care	5	0	

Rickenbacker

Elementary schools and child care centers in the area

Type	Name	District
School	Brice Christian Academy	Nonpublic School
School	Buckeye Woods	South-Western City
School	Glendening	Groveport Madison Local
School	Groveport	Groveport Madison Local
School	Hamilton	Hamilton Local
School	Indian Trail	Canal Winchester Local
School	Winchester Trail	Canal Winchester Local
Center	Faith United Methodist Educare	
Center	Ginger's Little Lamb	
Center	Grove City Christian Child Care, Preschool & Schoolage Prog.	
Center	Harvest Preparatory School	
Center	Heaven Sent Children's Academy	
Center	Kids Klub Child Care	
Center	Nikou Learning Center	
Center	Primrose School at Pinnacle	
Center	The Goddard School - Canal Winchester	
Center	The Goddard School in Grove City	

This list reflects child care centers as of August 2011 and elementary schools as of March 2012. Elementary schools are included here as a reference for the community and are not a component of the supply and demand analysis.

Action for Children is the source for child care and early learning services in central Ohio.

A private, not-for-profit organization founded in 1972 and headquartered in Columbus, Action for Children works to provide parents, child care professionals, employers, and community stakeholders with information, referrals, resources and development opportunities.

This information was made possible through the generous support of The Columbus Foundation.

The full report by Community Research Partners and additional profiles are available at www.actionforchildren.org