

# Northland

The Northland area of Franklin County is bound by Morse Road to the south, Conrail Railroad to the west and I-270 to the north and east. The area is home to 76,500 people, of which 9.9% are children under the age of six. Of these children, 31% are living in households which are below 125% of the Federal Poverty Level. This is only marginally more than the countywide estimate of 30%.

The availability of proximal and affordable child care is critical to the local economy as it enables parents and caregivers to work or further their education. The potential demand for child care exceeds the area supply. For children under age six, after adjusting for parental labor force status, the Northland area's ratio of 2.1 to 1 is equal to the countywide ratio.

The average weekly costs for center-based child care in Northland are slightly lower than the county averages, and of the 35 child care center in the area, seven are accredited or quality rated.

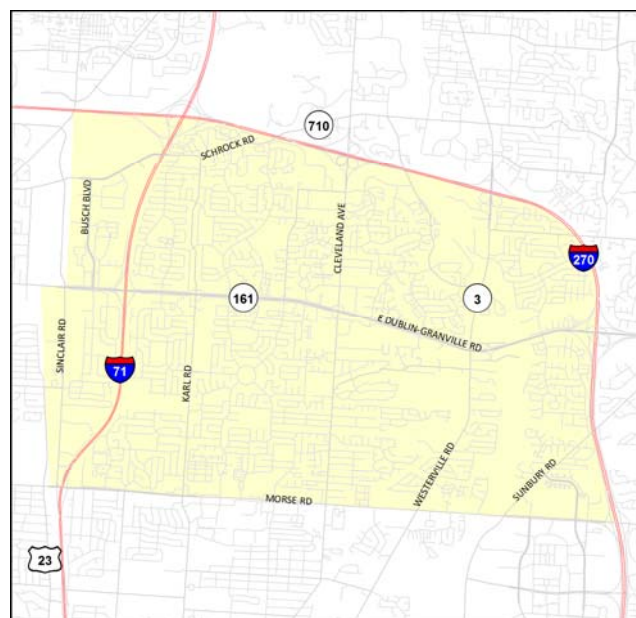


## Potential demand for child care compared to area supply

Age level	Children	Slots	Child to slot ratio	County ratio
Infants*	1,965	449	4.4	5.2
Toddlers*	1,977	663	3.0	3.0
Preschoolers*	3,625	1,205	3.0	2.8
School-age**	7,281	1,074	6.8	5.7
Under age 6***	7,567	2,422	3.1	3.1
Under age 6 labor force adj.	5,011	2,422	2.1	2.1

\*Center-based slots \*\*Center and after school provider slots

\*\*\*Center and family child care (FCC) slots, with 3 slots per FCC provider



## Characteristics of young children in the area

100%

### Family type for children under age 6

Married couple family	56%
Single female parent	34%
Single male parent	11%

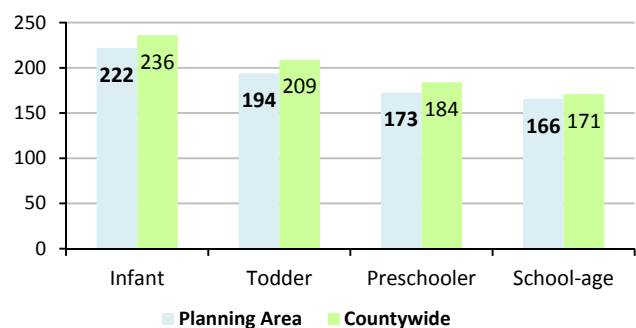
### Household income for children under age 6

Below poverty level	23%
Below 125% poverty level	31%
Below 200% poverty level	54%

### Race/ethnicity for children under age 5


Non-Hispanic white	33%
Black or African American	44%
Asian	2%
Multiracial	10%
Hispanic, any race	14%

## Average weekly cost of center-based child care (in \$)

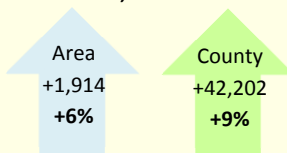


## Population trend and household projection

### Children under age 6, 2000-2010



### Households, 2010-2020



### Data sources and notes

Capacity data in this brief refer to child care providers registered with Action for Children or certified through Franklin County Job and Family Services.

- Action for Children NACCRRRA database – capacity (August 2011) and slot-weighted average cost for center-based full-day, full-week care (2010)
- U.S. Census 2010 – potential demand by age level, family type, and race/ethnicity
- American Community Survey, 2005-2009 – income and parental labor force adjustment factor (children assumed in need of care only if all present parents in labor force)
- MORPC – household projections, 2010-2035 (extrapolated for 2020 by CRP)
- Ohio Department of Education – active public and private elementary schools (2012)

## Providers in the area by accreditation or quality rating

Provider type	Total	Accredited or quality rated	2 or 3 stars in Step Up to Quality
Centers	35	7	1
Accept infants	28	5	0
Accept toddlers	34	6	0
Accept preschoolers	34	7	1
Accept school-age	30	6	1
Preschools	7	2	0
After school providers	9	0	
Family child care	35	0	

# Northland

## Elementary schools and child care centers in the area

SCHOOLS	Name	District
	Alpine	Columbus City
	Avalon	Columbus City
	Devonshire Alternative	Columbus City
	Focus Learning/North Columbus	Charter School
	Forest Park	Columbus City
	Gloria S Friend Christian Academy	Nonpublic School
	Hawthorne	Westerville City
	Huber Ridge	Westerville City
	International Academy Of Columbus	Charter School
	Marburn Academy	Nonpublic School
	Northtowne	Columbus City
	Oakstone Academy	Nonpublic School
	Parkmoor	Columbus City
	Salem	Columbus City
	St Anthony	Nonpublic School
	Valley Forge	Columbus City
	Xenos Christian	Nonpublic School
CENTERS	Name	Name
	4 the Luv of Children	Little Buckeye Learning Center
	A+ Academy Child Center	National Child Care Center, LLC
	American Learning Center	New Dimensions Child Care Center
	Childtime Children's Center	Nikou Learning Center
	Coleeta Day Care	Northland Church of Christ Child Care
	Community Park Christian Day Care	Oakstone Day Care
	Discovery Learning Center, Inc.	Precious Moments Learning Center, Inc.
	Easton Childcare Center	R Kids Count Learning Center
	Epworth Day Care With A Difference	Sunshine Day Care and Learning Center
	Forest Park Christian Schools	The Little Prep School, Inc
	Halo Academy	Vineyard Early Childhood Center
	Ibiscus Child Care Center	Waiss Learning Center, LLC
	IFTIN Child Care Center	Watch Me Grow
	Iftin Child Care Center at Easton	YMCA North Branch Y-Club
	Ilays Learning Center & Day Care LLC	Zenith Learning Center, Inc.
	Kids World CDC, Inc.	
	Kidz Planet/Moms Choice Childcare Center	
	Kinder Care Learning Center (E Dublin-Granville Rd)	
	Kinder Care Learning Center - #708	
	Kinder Care Learning Center - Tamarack	

This list reflects child care centers as of August 2011 and elementary schools as of March 2012. Elementary schools are included here as a reference for the community and are not a component of the supply and demand analysis.

### Action for Children is the source for child care and early learning services in central Ohio.

A private, not-for-profit organization founded in 1972 and headquartered in Columbus, Action for Children works to provide parents, child care professionals, employers, and community stakeholders with information, referrals, resources and development opportunities.

This information was made possible through the generous support of The Columbus Foundation.

The full report by Community Research Partners and additional profiles are available at [www.actionforchildren.org](http://www.actionforchildren.org)