

Greenlawn/Frank Road

The Greenlawn/Frank Road area of Franklin County is bound by Stimmel Road and Greenlawn Avenue to the north, Scioto River to the east, B&O railroad to the west, and I-270 to the south. The area is home to 17,600 people with 7.5% of the population under age six. Of these children, 25% are living in households below 125% of the Federal Poverty Level.

The availability of proximal and affordable child care is critical to the local economy as it enables parents and caregivers to work or further their education. After adjusting for parental labor force status, Greenlawn/Frank Road's potential child care demand to supply ratio of 31.5 to 1 for children under age six is the highest in the county and vastly greater than the county average of 2.1 to 1. Additionally, this area has the highest infant, toddler, and preschooler demand to supply ratios in the county.

The Greenlawn/Frank Road and Northeast areas have the highest ratios in Franklin County of jobs to under age six child care slots, indicating the most underserved employment areas. This area has the highest ratio at 210.7 jobs for each slot. There is only one child care center in Greenlawn/Frank Road. Both this area and Rickenbacker have no accredited or quality rated centers.

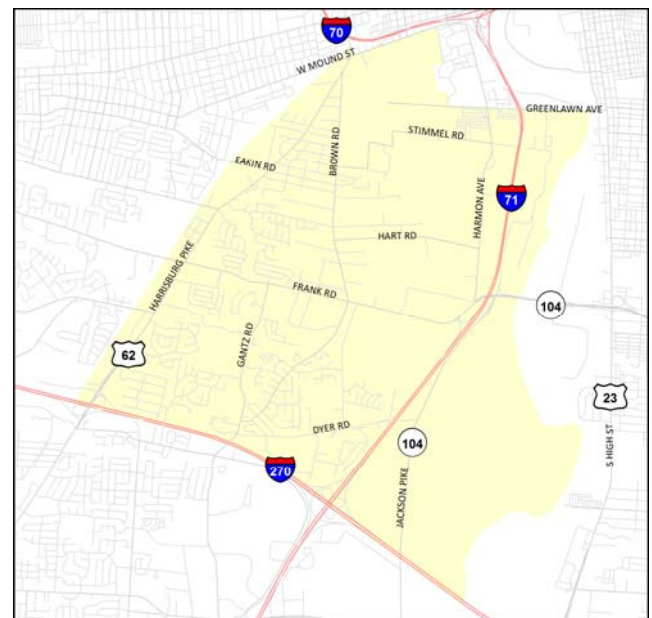


Potential demand for child care compared to area supply

Age level	Children	Slots	Child to slot ratio	County ratio
Infants*	320	5	64.0	5.2
Toddlers*	338	6	56.3	3.0
Preschoolers*	660	12	55.0	2.8
School-age**	1,561	128	12.2	5.7
Under age 6***	1,318	26	50.7	3.1
Under age 6 labor force adj.	818	26	31.5	2.1

*Center-based slots **Center and after school provider slots

***Center and family child care (FCC) slots, with 3 slots per FCC provider



Characteristics of young children in the area

100%

Family type for children under age 6

Married couple family	60%
Single female parent	29%
Single male parent	11%

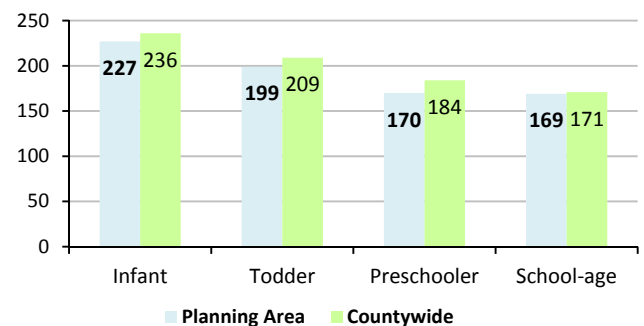
Household income for children under age 6

Below poverty level	19%
Below 125% poverty level	25%
Below 200% poverty level	51%

Race/ethnicity for children under age 5


Non-Hispanic white	76%
Black or African American	9%
Asian	2%
Multiracial	6%
Hispanic, any race	8%

Average weekly cost of center-based child care (in \$)

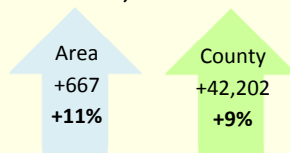


Population trend and household projection

Children under age 6, 2000-2010



Households, 2010-2020



Data sources and notes

Capacity data in this brief refer to child care providers registered with Action for Children or certified through Franklin County Job and Family Services.

- Action for Children NACCRRRA database – capacity (August 2011) and slot-weighted average cost for center-based full-day, full-week care (2010)
- U.S. Census 2010 – potential demand by age level, family type, and race/ethnicity
- American Community Survey, 2005-2009 – income and parental labor force adjustment factor (children assumed in need of care only if all present parents in labor force)
- MORPC – household projections, 2010-2035 (extrapolated for 2020 by CRP)
- Ohio Department of Education – active public and private elementary schools (2012)

Providers in the area by accreditation or quality rating

Provider type	Total	Accredited or quality rated	2 or 3 stars in Step Up to Quality
Centers	1	0	0
Accept infants	1	0	0
Accept toddlers	1	0	0
Accept preschoolers	1	0	0
Accept school-age	1	0	0
Preschools	0	0	0
After school providers	3	0	
Family child care	1	0	

Greenlawn/Frank Road

Elementary schools and child care centers in the area

Type	Name	District
School	East Franklin	South-Western City
School	Finland	South-Western City
School	Franklin Woods Intermediate	South-Western City
School	Harrisburg Pike	Charter School
School	James A Harmon	South-Western City
Center	Brightside Academy Early Care and Education	

This list reflects child care centers as of August 2011 and elementary schools as of March 2012. Elementary schools are included here as a reference for the community and are not a component of the supply and demand analysis.

Action for Children is the source for child care and early learning services in central Ohio.

A private, not-for-profit organization founded in 1972 and headquartered in Columbus, Action for Children works to provide parents, child care professionals, employers, and community stakeholders with information, referrals, resources and development opportunities.

This information was made possible through the generous support of The Columbus Foundation.

The full report by Community Research Partners and additional profiles are available at www.actionforchildren.org