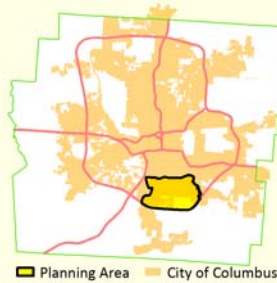


# Far South

The Far South planning area lies between the Scioto River and Alum Creek, with I-270 to the south and Frank Road/State Route 104 to the north. The area is home to 29,100 people, and 8.4% of the population is children under age six. Of those children, 36% are living in households with incomes below 125% of the Federal Poverty Level—above the countywide estimate of 30%.

The availability of proximal and affordable child care is critical to the local economy as it enables parents and caregivers to work or further their education. The potential demand for child care exceeds the area supply. For children under age six, after adjusting for parental labor force status, the Far South's potential demand to supply ratio of 2.4 to 1 is above the Franklin County ratio of 2.1 to 1.

The average weekly costs for center-based child care in the Far South are lower when compared to county averages, but there are only two centers (of seven) which are accredited or quality rated. The Far South has one of the county's highest ratios of demand for this type of care, at 14.3 to 1—more than double the county average of 6 to 1.

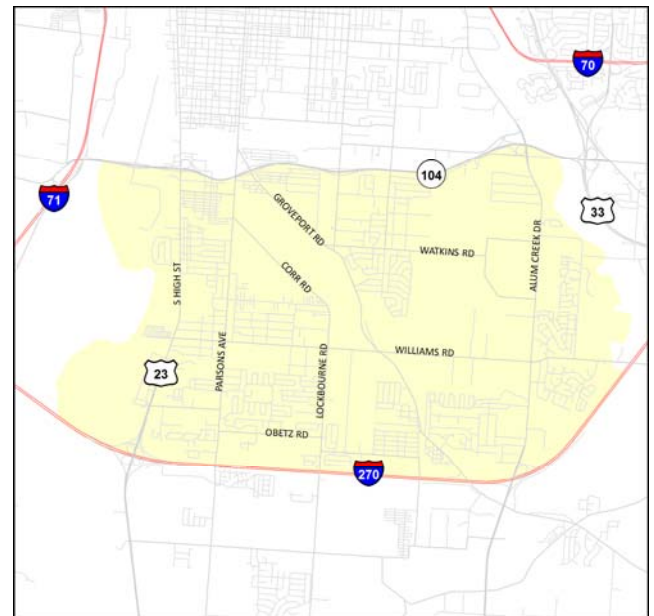


## Potential demand for child care compared to area supply

Age level	Children	Slots	Child to slot ratio	County ratio
Infants*	593	114	5.2	5.2
Toddlers*	606	151	4.0	3.0
Preschoolers*	1,256	372	3.4	2.8
School-age**	2,886	318	9.1	5.7
Under age 6***	2,454	679	3.6	3.1
Under age 6 labor force adj.	1,658	679	2.4	2.1

\*Center-based slots \*\*Center and after school provider slots

\*\*\*Center and family child care (FCC) slots, with 3 slots per FCC provider



## Characteristics of young children in the area

100%

### Family type for children under age 6

Married couple family	51%
Single female parent	38%
Single male parent	11%

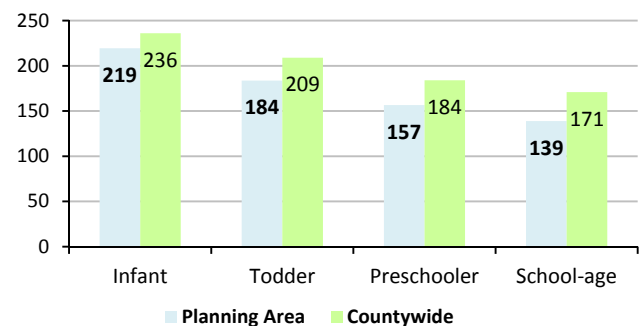
### Household income for children under age 6

Below poverty level	26%
Below 125% poverty level	36%
Below 200% poverty level	58%

### Race/ethnicity for children under age 5


Non-Hispanic white	60%
Black or African American	27%
Asian	1%
Multiracial	7%
Hispanic, any race	5%

## Average weekly cost of center-based child care (in \$)

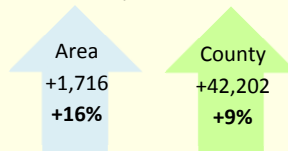


## Population trend and household projection

### Children under age 6, 2000-2010



### Households, 2010-2020



### Data sources and notes

Capacity data in this brief refer to child care providers registered with Action for Children or certified through Franklin County Job and Family Services.

- Action for Children NACCRRRA database – capacity (August 2011) and slot-weighted average cost for center-based full-day, full-week care (2010)
- U.S. Census 2010 – potential demand by age level, family type, and race/ethnicity
- American Community Survey, 2005-2009 – income and parental labor force adjustment factor (children assumed in need of care only if all present parents in labor force)
- MORPC – household projections, 2010-2035 (extrapolated for 2020 by CRP)
- Ohio Department of Education – active public and private elementary schools (2012)

## Providers in the area by accreditation or quality rating

Provider type	Total	Accredited or quality rated	2 or 3 stars in Step Up to Quality
Centers	7	2	1
Accept infants	6	2	1
Accept toddlers	7	2	1
Accept preschoolers	7	2	1
Accept school-age	7	2	1
Preschools	1	1	0
After school providers	1	0	
Family child care	14	0	

## Elementary schools and child care centers in the area

Type	Name	District
School	Cedarwood Alt @ Stockbridge	Columbus City
School	Children's Academy	Nonpublic School
School	Hannah Neil Center for Children	Nonpublic School
School	New Beginnings Christian	Nonpublic School
School	Parsons	Columbus City
School	Watkins	Columbus City
Center	Children's Academy	
Center	Cornerstone Christian Academy & Child Care Center	
Center	Edwards Creative Learning Center	
Center	Infinite Learning Tres	
Center	New Beginnings Christian Daycare Center	
Center	Small World Child Care, Inc.	
Center	Starting Point Learning Care, LLC	

This list reflects child care centers as of August 2011 and elementary schools as of March 2012. Elementary schools are included here as a reference for the community and are not a component of the supply and demand analysis.

**Action for Children is the source for child care and early learning services in central Ohio.**

A private, not-for-profit organization founded in 1972 and headquartered in Columbus, Action for Children works to provide parents, child care professionals, employers, and community stakeholders with information, referrals, resources and development opportunities.

This information was made possible through the generous support of The Columbus Foundation.

The full report by Community Research Partners and additional profiles are available at [www.actionforchildren.org](http://www.actionforchildren.org)